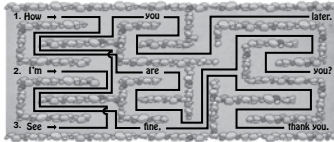


# Workbook Answer Key

## Book 1 Unit 1

### Click! Talk (pages 3~6)

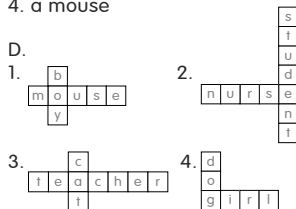
- A.  
1. Hi, Eric.  
2. I'm fine, thank you.  
3. See you later.
- C.  
1. How → are → you?  
2. I'm → fine, → thank you.  
3. See → you → later.



- E.  
1. Hi, Emma  
2. How are you  
3. See you later
- G.  
1. Hi, fine  
2. Good-bye, See
- H.  
1. Hi, How, fine, thank  
2. See, later

### Click! Word (pages 7~9)

- B.  
1. a cat  
2. a boy  
3. a nurse  
4. a mouse  
5. a student
- C.  
1. a teacher  
2. a nurse  
3. a student  
4. a mouse



- E.  
1. nurse  
2. girl  
3. boy  
4. cat  
5. teacher  
6. mouse

- F.  
**Down**  
1. mouse  
4. girl  
5. nurse  
7. cat  
**Across**  
2. boy  
3. dog  
6. teacher  
8. student

### Click! Pattern (pages 10~13)

- C.  
1. am  
2. are  
3. is  
4. is  
5. are  
6. are

- D.  
1. are  
2. are  
3. is  
4. am
- E.  
1. I'm  
2. You're  
3. He's  
4. She's  
5. We're  
6. They're

- F.  
1. We are Annie and Eric  
2. I am a teacher  
3. They are friends  
4. He is a student  
5. You are a nurse

- G.  
1. is, She's  
2. is, He's  
3. are, They're

- H.  
1. am, dog  
2. is, boy  
3. are, teacher  
4. are, friends

### Click! Action (pages 14~16)

- A.  
1. Stand – ③  
2. Come – ②  
3. Raise – ④  
4. Look – ①
- B.  
1. Stand up.  
2. Raise your hand.  
3. Come to the front.  
4. Be quiet.
- C.  
1. Stand up.  
2. Sit down.  
3. Be quiet.  
4. Look at the board.

- D.  
1. Come  
2. Raise

- E.  
1. Stand up  
2. Sit down  
3. Come to the front  
4. Raise your hand  
5. Be quiet  
6. Look at the board

## Book 1 Unit 2

### Click! Talk (pages 17~20)

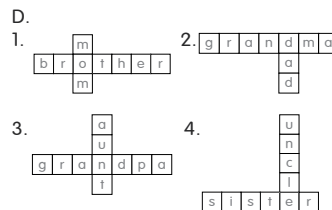
- C.  
1. ② – Good evening.  
2. ③ – Good afternoon.  
3. ① – Good morning.
- E.  
1. My name is Annie  
2. My name is Jacob  
3. My name is Billy  
4. My name is Sally
- F.  
1. morning

2. afternoon  
3. evening
- G.  
1. Good morning  
2. What's your name

- H.  
1. Good morning - ②  
2. Good afternoon - ③  
3. Good evening - ①

### Click! Word (pages 21~23)

- A.  
1. grandma  
2. grandpa  
3. sister  
4. brother
- B.  
1. u n c l e  
2. a u n t  
3. m o m  
4. d a d  
5. b r o t h e r  
6. s i s t e r
- C.  
1. grandpa  
2. mom  
3. dad  
4. sister



- E.  
1. grandpa  
2. grandma  
3. mom  
4. dad  
5. uncle  
6. aunt  
7. brother  
8. sister

### Click! Pattern (pages 24~27)

- A.  
1. ②  
2. ②  
3. ②  
4. ③
- C.  
1. Who is he  
2. Who is she  
3. Who is he  
4. Who is she
- D.  
1. She is my grandma  
2. He is my dad  
3. He is my brother  
4. She is my aunt

- E.  
1. They are my brother and sister  
2. Who are they
- F.  
1. she is, She is my sister

2. he isn't, He is my dad  
3. he is, He is my grandpa  
4. she isn't, She is my aunt  
5. they aren't, They are my mom and dad

- G.  
1. He's my dad  
2. She's my mom  
3. They're my brother and sister  
4. Yes, she is, She's my sister  
5. No, he isn't, He's my dad  
6. No, they aren't, They're my aunt and uncle

### Click! Action (pages 28~30)

- A.  
1. Open – ②  
2. Write – ③  
3. Draw – ④  
4. Pick – ①
- B.  
1. Take out your book.  
2. Close your book.  
3. Pick up your pencil.  
4. Write your name.
- C.  
1. Take out your book.  
2. Pick up your pencil.  
3. Close your book.  
4. Write your name.

- D.  
1. Open  
2. Draw

- E.  
1. Take out your book  
2. Open your book  
3. Close your book  
4. Pick up your pencil  
5. Write your name  
6. Draw a circle

### Speech Script (page 31)

- ① are ② name ③ student  
④ Elementary ⑤ family ⑥ grandpa  
⑦ dad ⑧ sister ⑨ businessman  
⑩ painter ⑪ brother ⑫ sister  
⑬ student ⑭ baby ⑮ dog ⑯ love  
⑰ much

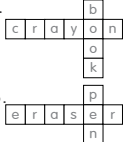
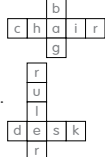
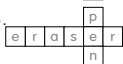
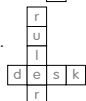
# Workbook Answer Key

## Book 2 Unit 1

### Click! Talk (pages 3~6)

- C.  
1. ⑥  
2. ③
- D.  
1 Betty, this is my friend, Eric.  
4 Nice to meet you, too.  
3 Nice to meet you.  
2 Eric, this is my sister, Betty.
- E.  
① this  
② brother  
③ meet  
④ Nice  
⑤ too
- F.  
1 This is my sister, Annie  
3 Nice to meet you  
2 This is my friend, Harry  
4 Nice to meet you, too
- G.  
① this ② this ③ Nice ④ meet ⑤ too
- H.  
① Emma, this is my friend, Mike  
② Nice to meet you

### Click! Word (pages 7~9)

- B.  
1. a bag  
2. a ruler  
3. a desk  
4. a book
- C.  
1. a ruler  
2. a chair  
3. a pencil  
4. a crayon  
5. a notebook  
6. an eraser
- D.  
1.   
2.   
3.   
4. 
- E.  
1. desk  
2. ruler  
3. book  
4. chair  
5. bag  
6. crayon
- F.  
**Down**  
1. pencil  
2. notebook  
3. crayon  
5. ruler  
7. bag  
**Across**  
1. pen  
3. chair  
4. eraser  
6. desk  
7. book

### Click! Pattern (pages 10~13)

- A.  
3. that  
4. this

- B.  
1. Yes, it is.  
2. No, it isn't.  
3. No, it isn't.  
4. Yes, it is.
- C.  
1. this, pencil  
2. that, eraser  
3. What's, ruler  
4. It's, bag
- D.  
1. Yes, it is  
2. No, it isn't  
3. No, it isn't  
4. Yes, it is
- E.  
1. that, bag  
2. this, desk  
3. this, chair  
4. that, eraser
- F.  
1. that - It's a cat.  
2. this - Yes, it is. It's a notebook.  
3. that - No, it isn't. It's a mouse.  
4. this - It's a ruler.

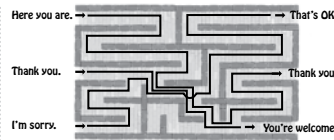
### Click! Action (pages 14~16)

- A.  
1. Attention - ③  
2. Make - ④  
3. Repeat - ⑥  
4. Line - ③
- B.  
1. Listen carefully.  
2. Make a circle.  
3. Line up.  
4. Repeat after me.
- C.  
1. Attention, please.  
2. Listen carefully.  
3. Line up.  
4. Make a pair.
- D.  
1. Repeat  
2. Make
- E.  
1. Attention, please  
2. Listen carefully  
3. Repeat after me  
4. Line up  
5. Make a circle  
6. Make a pair

## Book 2 Unit 2

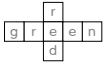
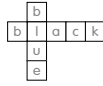
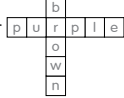
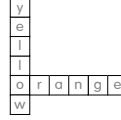
### Click! Talk (pages 17~20)

- C.  
1. Here you are. → Thank you.  
2. Thank you. → You're welcome.  
3. I'm sorry. → That's OK.



- E.  
1. ① - d, ② - a, ③ - c  
2. ① - e, ② - b
- F.  
1. Thank you.  
2. That's OK.  
3. You're welcome.
- G.  
1. Thank you  
2. I'm sorry
- H.  
1. ③ That's OK  
2. ② Thank you  
3. ⑤ You're welcome

### Click! Word (pages 21~23)

- B.  
1. green  
2. pink  
3. yellow  
4. blue
- C.  
1. red  
2. white  
3. green  
4. yellow  
5. brown  
6. black
- D.  
1.   
2.   
3.   
4. 
- E.  
1. pink  
2. purple  
3. orange  
4. blue  
5. gray  
6. yellow
- F.  
**Down**  
1. green  
3. gray  
5. blue  
7. white  
9. pink  
**Across**  
2. orange  
4. red  
6. yellow  
8. purple  
10. black

### Click! Pattern (pages 24~27)

- B.  
1. Yes, it is  
2. No, it isn't  
3. No, it isn't  
4. Yes, it is
- C.  
1. ① this ② dog ③ color ④ white

2. ① What's ② It's ③ What ④ yellow
- D.  
1. pink, pink  
2. brown, brown  
3. red, red  
4. purple, purple
- E.  
1. Yes, it is, orange  
2. No, it isn't, purple  
3. Yes, it is, pink  
4. No, it isn't, blue
- F.  
1. It's black.  
2. Yes, it is. It's a blue bag.  
3. It's brown.  
4. No, it isn't. It's a white book.  
5. No, it isn't. It's a green crayon.  
6. It's pink.
- G.  
1. It's a bag, It's red, red bag  
2. What's this, What color is it  
3. It's a pen, It's orange, orange pen  
4. What's that, What color is it

- H.  
1. it, is, a, green, ruler  
2. it, isn't, a, yellow, mouse

### Click! Action (pages 28~30)

- A.  
1. Color  
2. Glue  
3. Erase  
4. Fold
- B.  
1. Cut the paper.  
2. Draw a picture.  
3. Color it.  
4. Glue it.
- C.  
1. Draw a picture.  
2. Cut the paper.  
3. Fold the paper.  
4. Glue it.
- D.  
1. Color  
2. Erase
- E.  
1. Draw a picture  
2. Color it  
3. Erase it  
4. Cut the paper  
5. Fold the paper  
6. Glue it

### Speech Script (page 31)

- ① listen ② this ③ right ④ my ⑤ color  
⑥ pink ⑦ isn't ⑧ again ⑨ yellow  
⑩ isn't ⑪ Guess ⑫ brown ⑬ is  
⑭ brown ⑮ white ⑯ job

# Workbook Answer Key

## Book 3 Unit 1

### Click! Talk (pages 3~6)

- C.  
1. ③ - I like seven.  
2. ④ - I like puzzles.  
3. ⑤ - I like blue.
- E.  
1. ① What's your favorite toy  
② I like puzzles, too  
2. ① I like three  
② How about you
- F.  
1. favorite, I like trains.  
2. color, I like yellow.
- G.  
① What's your favorite toy  
② How about you  
③ I like tops
- H.  
① I like balloons  
② I like puzzles  
③ I like puzzles, too

### Click! Word (pages 7~9)

- A.  
1. block  
2. balloon  
3. car  
4. puzzle
- B.  
1. robots  
2. balls  
3. trains  
4. balloons
- C.  
1. d o l l  
2. b l o c k  
3. c a r  
4. b a l l  
5. b a l l o o n  
6. k i t e

- D.  
1. k i t e  
2. r o b o t  
3. c a r  
4. b a l l
- E.  
1. train  
2. balloon  
3. puzzle  
4. robot

- F.  
1. doll  
2. robot  
3. block  
5. kite

- Across  
3. balloon  
4. top  
6. train  
7. puzzle

### Click! Pattern (pages 10~13)

- B.  
1. Yes, it is  
2. No, they, aren't  
3. No, it, isn't  
4. Yes, they, are

- C.  
1. What are these - They are tops.  
2. What's that - It's a car.  
3. What's this - It's a kite.  
4. What are those - They are balloons.

- D.  
1. Are these dolls - Yes, they are.  
2. Are those blocks - No, they aren't.

- E.  
1. those - They are balls.  
2. these - They are dolls.  
3. this - It's a balloon.  
4. those - They are blocks.

- F.  
1. They are trains.  
2. No, it isn't. It's a top.  
3. It's a ball.  
4. Yes, they are.  
5. They are kites.  
6. No, it isn't. It's a balloon.

- G.  
1. It's a balloon  
2. What's that  
3. What are these  
4. They're blocks  
5. it, isn't, a, car  
6. they, are, puzzles

### Click! Action (pages 14~16)

- A.  
1. Look  
2. Put  
3. Take  
4. Speak
- B.  
1. Turn off your computer.  
2. Look at your monitor.  
3. Turn on your computer.  
4. Take off your headset.
- C.  
1. Look at the monitor.  
2. Turn on your computer.  
3. Take off your headset.  
4. Speak out loud.

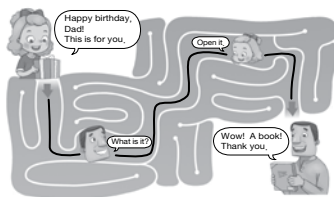
- D.  
1. on  
2. off

- E.  
1. Turn on your computer  
2. Turn off your computer  
3. Put on your headset  
4. Take off your headset  
5. Look at the monitor  
6. Speak out loud

## Book 3 Unit 2

### Click! Talk (pages 17~20)

- C.  
Happy birthday, Dad! This is for you. ... What is it? ... Open it. ... Wow! A book! Thank you.



- E.  
1-4-3-2-5

- F.  
① Happy birthday  
② Open it  
③ Thank you

- G.  
① birthday ② for ③ Open ④ Thank

- H.  
1. ① Happy birthday  
② This is for you  
③ What is it  
2. Open it  
3. ① A doll ② Thank you

### Click! Word (pages 21~23)

- B.  
1. TV  
2. lamp  
3. piano  
4. flower
- C.  
1. p i a n o  
2. l a m p  
3. c l o c k  
4. f l o w e r  
5. m u g  
6. t e l e p h o n e

- D.  
1. c i t y  
2. p i a n o  
3. l a m p  
4. t e l e p h o n e

- E.  
1. sofa  
2. table  
3. lamp  
4. clock

- F.  
Down  
1. sofa  
2. telephone  
4. flower  
6. mug
- Across  
3. table  
5. lamp  
7. piano  
8. clock  
9. vase

### Click! Pattern (pages 24~27)

- A.  
1. beside  
2. in  
3. on  
4. under

- B.  
1. The pen is on the book.  
2. The cats are in front of the bag.  
3. The flowers are in the vase.  
4. The chairs are behind the table.

- C.  
1. in front of  
2. on  
3. beside  
4. under

- D.  
1. are - They are in the bag.  
2. is - It is beside the sofa.  
3. is - It is under the chair.  
4. are - They are on the desk.

- E.  
1. They, are, on  
2. They, are, in  
3. They, are, under  
4. It, is, behind

- F.  
1. No, they, aren't  
2. Yes, it, is  
3. Yes, it, is  
4. No, they, aren't

- G.  
1. It's under the table  
2. They're in front of the TV  
3. They're on the desk  
4. It's behind the desk  
5. it, is, on, the, piano  
6. it, isn't, beside, the, clock

### Click! Action (pages 28~30)

- A.  
1. dribble  
2. catch  
3. kick  
4. pass
- B.  
1. throw the ball  
2. hit the ball  
3. dribble the ball  
4. kick the ball
- C.  
1. kick the ball  
2. throw the ball  
3. dribble the ball  
4. catch the ball
- D.  
1. hit  
2. pass

- E.  
1. kick the ball  
2. throw the ball  
3. hit the ball  
4. catch the ball  
5. dribble the ball  
6. pass the ball

### Speech Script (page 31)

- ① toys ② these ③ right ④ robots  
⑤ favorite ⑥ are ⑦ on ⑧ under  
⑨ those ⑩ blocks ⑪ like ⑫ don't  
⑬ about ⑭ favorite



# Workbook Answer Key

## Book 5 Unit 1

### Click! Talk (pages 3~6)

- B.  
1. ⑥  
2. ⑨
- C.  
1. Yes, I'm ready.  
2. Yes, I'm ready.  
3. Not yet.
- D.  
2. Are you ready for, Not yet
- E.  
① Are you ready for school  
② Not yet, I can't find my bag  
③ It's on your back  
④ Oh, OK, I'm ready now
- F.  
1. I'm, ready  
2. Not, yet
- G.  
① ready ② for ③ yet ④ find ⑤ ready
- H.  
① Are you ready for  
② Not yet  
③ ready now

### Click! Word (pages 7~9)

- A.  
1. ribbon  
2. handkerchief  
3. rabbit  
4. wand
- B.  
1. hat  
2. dove  
3. pocket  
4. hand  
5. card  
6. ring
- C.  
1. ri bb on  
2. co in  
3. fl ow er  
4. ra bb it  
5. w an d  
6. h a n d k e r c h i e f
- D.  
1. 

|   |   |   |
|---|---|---|
|   | c |   |
| f | i | o |
| w | e | r |
|   | i |   |
|   | n |   |

  
2. 

|   |   |   |
|---|---|---|
| d |   |   |
| p | o | c |
| k | e | t |
|   | v |   |
|   | e |   |

  
3. 

|   |   |   |
|---|---|---|
| h | a | t |
| a |   |   |
| n |   |   |
| d |   |   |

  
4. 

|   |   |   |
|---|---|---|
| c |   |   |
| a |   |   |
| r | i | n |
| d |   |   |
- E.  
1. card  
2. ring  
3. dove  
4. hat

- F.  
**Down**  
1. ribbon  
3. dove  
4. flower  
5. wand  
8. hat
- Across**  
1. ring  
2. rabbit  
5. coin  
7. handkerchief  
9. pocket

### Click! Pattern (pages 10~13)

- B.  
1. Yes, she, does  
2. No, he, doesn't  
3. Yes, he, does  
4. No, he, doesn't
- C.  
1. What does he have? – He has a card in his pocket.  
2. What does she have? – She has a dove in her hat.  
3. What does she have? – She has a handkerchief in her hand.  
4. What does he have? – He has a wand in his hand.
- D.  
1. do, have flowers  
2. does, has a balloon
- E.  
I → my                      she → her  
you → your                he → his  
1. his  
2. her  
3. my  
4. your
- F.  
1. Do, have, No, I, don't  
2. Does, have, Yes, he, does  
3. Does, have, No, she, doesn't  
4. Do, have, Yes, I, do

### Click! Action (pages 14~16)

- A.  
1. put on a hat  
2. do a trick  
3. take a bow  
4. pick a card
- B.  
1. ⑥  
2. ⑥
- C.  
1. put on a hat  
2. take off a hat  
3. do a trick  
4. pick a card
- D.  
1. wave  
2. take  
3. do  
4. take off
- E.  
1. put on a hat  
2. take off a hat  
3. do a trick  
4. wave a wand  
5. take a bow  
6. pick a card

## Book 5 Unit 2

### Click! Talk (pages 17~20)

- B.  
① Sally ② last ③ full ④ name  
⑤ Sally ⑥ Jackson
- C.  
1. ③  
2. ⑥  
3. ⑥
- E.  
1. What's your first name?  
2. What's your last name?  
3. What's your full name?
- F.  
1. first, Annie  
2. last, Jones  
3. full, Annie Jones
- G.  
① Jacob ② Lee ③ your full name
- H.  
① What's your first name  
② What's your last name  
③ Billy Jones

### Click! Word (pages 21~23)

- A.  
1. ⑥  
2. ③  
3. ③  
4. ⑥
- B.  
1. ⑥  
2. ⑥  
3. ⑥
- C.  
1. jump  
2. ski  
3. play  
4. skate  
5. climb  
6. dive
- D.  
1. 

|   |   |   |
|---|---|---|
|   | d |   |
| g | u | i |
| t | a | r |
|   | n |   |
|   | c |   |
|   | e |   |

  
2. 

|   |   |   |   |
|---|---|---|---|
| s | w | i | m |
|   | i |   |   |
|   | n |   |   |
|   | g |   |   |

  
3. 

|   |   |   |
|---|---|---|
|   | b |   |
|   | i |   |
|   | k |   |
| s | o | c |
| c | e | r |

  
4. 

|   |   |   |
|---|---|---|
|   | d |   |
|   | i |   |
|   | v |   |
| s | k | a |
| t | e |   |
- E.  
1. ride, a, bike  
2. play, soccer  
3. swim  
4. jump, rope

### Click! Pattern (pages 24~27)

- B.  
1. He can climb a tree.  
2. I can't ride a bike.  
3. He can't roast chicken.

4. They can ski.

- C.  
1. I, can, dance  
2. They, can, skate  
3. He, can, ski  
4. She, can, swim
- D.  
1. ④ can jump rope  
2. ③ can ride a bike  
3. ③ can fly  
4. ⑥ can climb a tree

- E.  
1. No, he, can't  
2. Yes, she, can  
3. No, he, can't  
4. Yes, they, can
- F.  
1. Can he swim? – Yes, he can.  
2. Can she dive? – No, she can't.  
3. Can they skate? – No, they can't.  
4. Can you climb a tree? – Yes, I can.

- G.  
1. I can dance  
2. What can he do  
3. She can jump rope  
4. What can they do  
5. she, can't, can't, swim  
6. he, can, can, climb, a, tree

### Click! Action (pages 28~30)

- A.  
1. open the window  
2. close the door  
3. ring the doorbell  
4. knock on the door
- B.  
1. ③  
2. ⑥
- C.  
1. lock the door  
2. knock on the door  
3. ring the doorbell  
4. close the door
- D.  
1. open  
2. unlock  
3. ring  
4. lock

- E.  
1. open the window  
2. close the door  
3. lock the door  
4. unlock the door  
5. ring the doorbell  
6. knock on the door

### Speech Script (page 31)

- ① magician ② first ③ last ④ trick  
⑤ carefully ⑥ see ⑦ hat ⑧ Nothing  
⑨ put ⑩ off ⑪ wand ⑫ rabbit ⑬ hat  
⑭ ready ⑮ trick ⑯ Pick ⑰ card  
⑱ pocket ⑲ about ⑳ do ㉑ trick

# Workbook Answer Key

## Book 6 Unit 1

### Click! Talk (pages 3~6)

- B.  
1. speak – ⑥ Sally  
2. 777-2468 – ③ 777-2448
- C.  
1 – 6 – 2 – 4 – 3 – 5
- D.  
① speak ② to ③ no ④ wrong  
⑤ number
- E.  
① Hello. Can I speak to Eric  
② You have the wrong number  
③ Is this 555-1234  
④ I'm sorry
- F.  
① speak ② here ③ have
- G.  
1 – 6 – 2 – 4 – 5 – 3  
① OK ② no ③ sorry
- H.  
① Can I speak to Jacob  
② You have the wrong number  
③ it's 222-1358

### Click! Word (pages 7~9)

- A.  
1. get dressed  
2. walk the dog  
3. practice the piano  
4. brush my teeth
- B.  
1. do – homework  
2. eat – breakfast  
3. watch – TV  
4. get – up
- C.  
1. take a shower  
2. comb my hair  
3. watch TV  
4. go to bed  
5. get dressed  
6. listen to music
- D.  
1. get  
2. brush  
3. practice  
4. eat  
5. walk  
6. do
- E.  
1. comb my hair  
2. walk the dog  
3. take a shower  
4. get up
- F.  
1. comb, my, hair  
2. goes, to, bed  
3. gets, dressed  
4. watch, TV

### Click! Pattern (pages 10~13)

- B.  
1. Yes, she does.  
2. No, I don't.  
3. Yes, they do.

4. No, he doesn't.
- C.  
1. ③ - He takes a shower.  
2. ② - I walk the dog.  
3. ④ - They watch TV.  
4. ⑥ - She plays the guitar.
- D.  
1. What do you do  
2. What does she do  
3. What do they do  
4. What does he do
- E.  
1. Yes, she, does, watches TV in the evening  
2. No, they, don't, skate in the afternoon
- F.  
1. Does he get dressed? – Yes, he does.  
2. No, I don't. I go to bed.  
3. Do they ride a bike? – Yes, they do.  
4. No, she doesn't. She swims.
- G.  
1. I take a shower  
2. What does she do  
3. He listens to music  
4. What do they do  
5. he, doesn't, walks, the, dog  
6. she, does, practices, the, piano

### Click! Action (pages 14~16)

- A.  
1. leave the house  
2. wait for bus  
3. get to school  
4. take a seat
- B.  
1. ③  
2. ⑥
- C.  
1. get off the bus  
2. get on the bus  
3. take a seat  
4. get to school
- D.  
1. wait for  
2. leave  
3. get on  
4. take
- E.  
1. leave the house  
2. wait for bus  
3. get on the bus  
4. take a seat  
5. get to school  
6. get off the bus

## Book 6 Unit 2

### Click! Talk (pages 17~20)

- B.  
1. It's windy  
2. It's cloudy
- C.  
1. It's snowy.  
2. It's rainy.  
3. It's windy.  
4. It's cloudy.

- D.  
① How's  
② let's
- E.  
1 – 6 – 4 – 2 – 5 – 3
- F.  
1. sunny  
2. rainy  
3. snowy  
4. windy
- G.  
① weather ② rainy  
③ let's ④ game
- H.  
① How's the weather  
② let's  
③ Sorry, I can't  
④ Maybe next time

### Click! Word (pages 21~23)

- A.  
1. take a nap  
2. drink water  
3. chase the dog  
4. pick up trash
- B.  
1. read – a book  
2. fly – a kite  
3. play – basketball  
4. take – a picture
- C.  
1. take a nap  
2. chase the dog  
3. play a game  
4. read a book  
5. take a picture  
6. pick up trash
- D.  
1. break  
2. talk  
3. walk  
4. drink  
5. basketball  
6. fly
- E.  
1. fly a kite  
2. talk on the phone  
3. play a game  
4. chase the dog

- F.  
1. picking, up, trash  
2. drinking, water  
3. taking, a, walk  
4. playing, basketball

### Click! Pattern (pages 24~27)

- B.  
1. No, he isn't.  
2. Yes, she is.  
3. No, they aren't.  
4. Yes, I am.
- C.  
1. She's taking a picture  
2. He's flying a kite  
3. I'm reading a book  
4. They're playing basketball

- D.  
1. What's she doing, taking a nap  
2. What are they doing, taking a walk  
3. What's he doing, chasing the dog  
4. What are you doing, playing a game
- E.  
1. No, she, isn't, is skiing  
2. No, they, aren't, are reading books
- F.  
1. Is she taking a break? – Yes, she is.  
2. No, they aren't. They're dancing.  
3. Are you taking a picture? – Yes, I am.  
4. No, he isn't. He's drinking water.
- G.  
1. I'm playing a game  
2. What's she doing  
3. He's flying a kite  
4. What are they doing  
5. they, aren't, playing, soccer  
6. he, is, chasing, the, dog

### Click! Action (pages 28~30)

- A.  
1. ⑥  
2. ④  
3. ③  
4. ③
- B.  
1. ⑥  
2. ⑥
- C.  
1. jump  
2. slide  
3. walk  
4. stretch
- D.  
1. running  
2. crawling  
3. stretching  
4. walking
- E.  
1. walk  
2. run  
3. stretch  
4. jump  
5. crawl  
6. slide

### Speech Script (page 31)

- ① tell ② about ③ teeth ④ breakfast  
⑤ cereal ⑥ for ⑦ get ⑧ school  
⑨ lunch ⑩ afternoon ⑪ play ⑫ after  
⑬ home ⑭ dinner ⑮ homework  
⑯ watch ⑰ music ⑱ night ⑲ take  
⑳ bed ㉑ at ㉒ practicing ㉓ reading  
㉔ taking ㉕ about ㉖ do